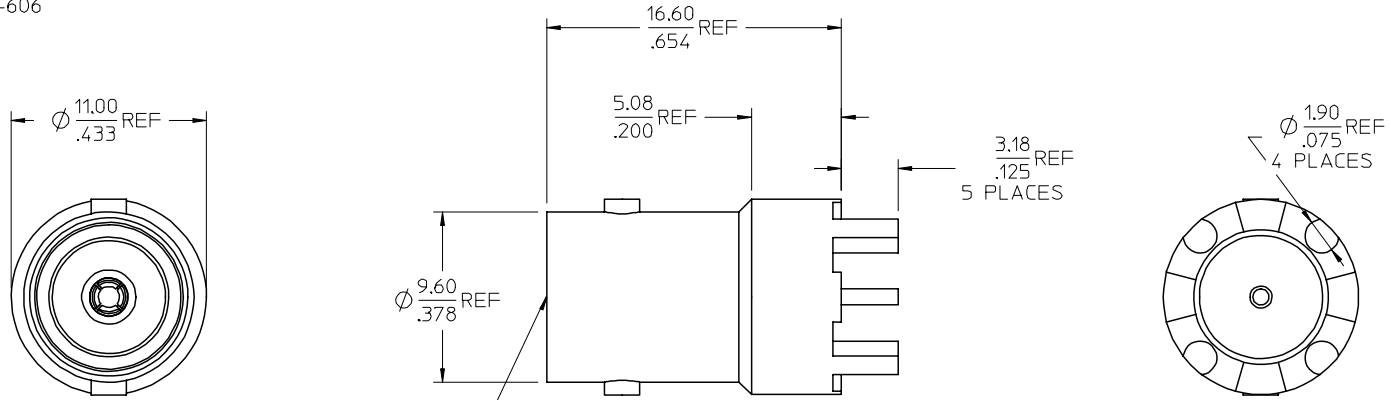
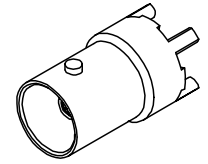


MATERIAL AND FINISHES

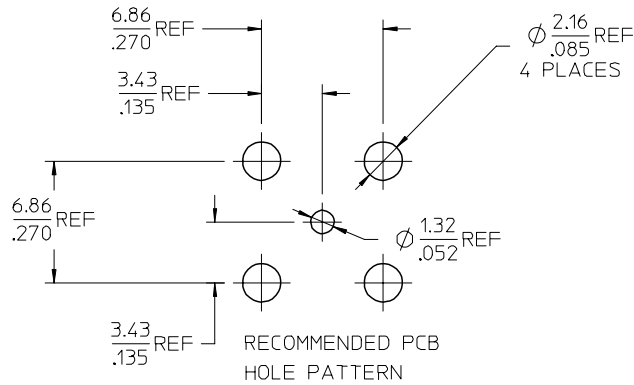
BODY ZINC ALLOY
PLATED NICKEL

CONTACT PHOSPHOR BRONZE
PLATED GOLD

INSULATOR PE-606



BNC JACK
75 OHM
INTERFACE



RECOMMENDED PCB
HOLE PATTERN

73171-1902	73171-1900, ONE PER BAG
73171-1900	BULK
PART NO.	PACKAGING

CHG: REVOKED
DETAIL VIEW
ADDED P/N
73171-1902 AND
UPDATED BORDER
FC NO: URF2007-0326
DRAWN: IFLAHERY 2007/03/14
CHKD: SHAH 2007/03/14
APPR: JIMENER 2007/03/14
REV DESCRIPTION

QUALITY SYMBOLS
 = 0
 = 0

GENERAL TOLERANCES (UNLESS SPECIFIED)	
mm	INCH
4 PLACES ± .005	± .0002
3 PLACES ± .008	± .0003
2 PLACES ± .010	± .0004
1 PLACE ± .015	± .0006
ANGULAR ± 2 °	

DRAFT WHERE APPLICABLE
MUST REMAIN
WITHIN DIMENSIONS

DIMENSION STYLE	
MM/IN	SCALE
DRAWN BY TEF	DATE 2003/01/07
CHECKED BY SSS	DATE 2003/01/07
APPROVED BY GMH	DATE 2003/01/07
MATERIAL NO.	DOCUMENT NO.
SEE TABLE	SD-73171-190

DESIGN UNITS	THIRD ANGLE PROJECTION
METRIC	
BNC JACK, VERTICAL MOUNT PCB, EWR-1909, 75 OHMS BNC-J/PCB	
MOLEX INCORPORATED	
SHEET NO. 1 OF 1	